



English

with **MUZZY**®

1

Activity
Book



English with Muzzy
Activity Book 1

Writer: **Berta de Llano**
Editorial: **Davina Byrne, Thalia Mora, Sara Fuson**
Interior Design: **Miriam Gómez Alvarado**
Illustration: **Jaime Rivera Contreras**

This edition published in [territory] by [name of licensee] arrangement with
Growing Minds Media LLC, the worldwide exclusive licensor of Muzzy,
originally developed by BBC.

5005 Newport Drive
Rolling Meadows, Illinois
USA 60008

+1 888-339-2366
customerservice@muzzybbc.com
<http://GrowingMindsMedia.com>

© Growing Minds Media LLC [DATE]

© BBC Worldwide, Digital Education SA, Daniel Mallo Productions, DMP
Organization. World rights reserved.

BBC and the BBC logo are trademarks of the British Broadcasting
Corporation and are used under license.

All rights reserved.

No part of this publication can be reproduced, distributed, or transmitted in any
form or by any means, including photocopying, recording, or other electronic or
mechanical efforts, without the prior written permission of the publisher, except
in other non-commercial uses permitted by copyright law. For text or illustration
permission requests, please contact the publisher.



Contents

Unit 1	I'm Muzzy	4
Unit 2	Good morning!	10
Unit 3	I'm big; he's small	16
Unit 4	My mother is small	22
Unit 5	I have a pencil case	28
Unit 6	Can I have an apple?	34
Unit 7	There are ten trees	40
Unit 8	I love flowers	46
Unit 9	Where's the turtle?	52
Unit 10	She's a police officer	58
	Self-assessment	64
	Mini-reader	69
	Muzzy finger puppets	71
	Vocabulary / Word bank	75
	Muzzy coloring page	80

I'm Muzzy

1 Look and write.



draw

raise your hand

read

write



1. r _ _ _



2. d _ _ _



3. w _ _ _ _



4. r _ _ _ _ y _ _ _ h _ _ _

2 Unscramble the letters.



Irooc

1. _ _ _ _ _



sentil

2. _ _ _ _ _



snadt pu

3. _ _ _ _ _



its wond

4. _ _ _ _ _

Vocabulary: 1 Look at the picture. Write the word from the box. 2 Look at the picture. Write the letters in order.



1 V1 Watch the video.



2 Look and match.



Bob

Muzzy


Sylvia

the King

Corvax

the Queen

3 Write.



MUZZY

Viewing: 1 Watch the video. 2 Draw a line from the name to the picture. 3 Draw the picture. Trace the letters.



1 Complete the conversation.

Hello

Hi

Muzzy

Bob



H _ _ _ _ _ .



How are you?



I'm M _ _ _ _ _ .



H _ _ .



I'm fine.




I'm B _ _ _ .

2 Say the conversation.

Conversation: 1 Write the words in the box in the correct speech bubbles. 2 Practice the conversation with a friend.



1 Match.



I'm Bob.

I am the Queen.

I am Muzzy.

I'm Sylvia.

I am the King.

2 Complete the introductions.

1. _____ Sylvia.

2. _____ Muzzy.

3. _____ Bob.

4. _____ Corvax.

Language practice: 1 Draw a line from the name to the introduction. 2 Write *I'm* or *I am* to complete the introductions.




1 Read.



How do you do? I am the King.

Hi. I'm Sylvia.




Hello. I am Corvax.

How do you do? I am the Queen.

2 Complete.

1. I am _____.
2. I am _____.
3. I am _____.
4. I am _____.

Reading practice: 1 Read the introductions. 2 Complete the introductions with information from the reading.



How do you say hello?

CLIL: Draw a picture of how you say hello.

Good morning

1 Look and write.

good morning

good night


hi

stars



1. h _ _ _

2. g _ _ _ n _ _ _ _



3. g _ _ _ m _ _ _ _ _

4. s _ _ _ _

2 Unscramble the letters.



dgoo teroonfan

1. _ _ _ _ _




llohe

2. _ _ _ _ _



kys

3. _ _ _ _ _



nus

4. _ _ _ _ _

Vocabulary: 1 Look at the picture. Write the word from the box. 2 Look at the picture. Write the letters in order.



1 V2 Watch the video.



2 Read.



Good morning.

Good afternoon.

Good night.

3 Complete.

1. G _ _ _ m _ _ _ _ _ .

2. G _ _ _ a _ _ _ _ _ .

3. G _ _ _ n _ _ _ _ _ .

Viewing: 1 Watch the video. 2 Read what Norman says. 3 Write the words.



1 Complete the conversation.

morning

Good

Muzzy

Sylvia

bye



Good
m _ _ _ _ _ .

G _ _ _ _ morning.




I'm M _ _ _ _ _ .

I'm S _ _ _ _ _ .



Goodbye.

Goodb _ _ _ .



2 Say the conversation.

Conversation: 1 Write the words in the box in the correct speech bubbles. 2 Practice the conversation with a friend.



1 Number the pictures.



2 Complete the conversation.

are

Good

How

morning



G _ _ _ m _ _ _ .

H _ _ a _ _ you?



I'm fine.



Language practice: 1 Number the pictures to order the events. 2 Write the words to complete the conversation.



1 Read.



Hello. Good morning.

How do you do?
I am Muzzy.

How am I?
I am fine.

Goodbye.




2 Answer.


1. What's his name? He is _____.

2. How is he? He is _____.

Reading practice: 1 Read what Muzzy says. 2 Answer the questions.



Good morning. What do you do in the morning?



Good night. What do you do at night?



CLIL: Draw a picture of a morning activity. Draw a picture of a night activity.

I'm big; he's small

1 Look and write.

Look



Write



beautiful
big
funny
small
young




1. b _ _ _



2. y _ _ _ _



3. f _ _ _ _



4. b _ _ _ _ _ _



5. s _ _ _ _

2 Unscramble the letters.



papyh

1. _ _ _ _ _



lod

2. _ _ _ _ _



dsa

3. _ _ _ _ _



rycas

4. _ _ _ _ _



5. _ _ _ _ _

guyl


Vocabulary: 1 Look at the picture. Write the word from the box. 2 Look at the picture. Write the letters in order.



1 V3 Watch the video.



2 Read and match.



beautiful

big

clever

strong

3 Write.

1. The King is s _ _ _ _ _ .

2. Muzzy is b _ _ _ .

3. Sylvia is b _ _ _ _ _ .

Viewing: 1 Watch the video. 2 Match the words to the pictures. 3 Write the words.



1 Complete the conversation.

small


beautiful

big



You're
s _____.

Yes, I am.



Sylvia is
b _____.

Yes, she is.



I am b _____.

Yes, you are.




2 Say the conversation.

Conversation: 1 Write the words in the box in the correct speech bubbles. 2 Practice the conversation with a friend.



1 Circle the correct word.

1. I **am** / **is** strong.




2. Sylvia **is** / **are** beautiful.



3. I **am** / **is** big.



4. You **is** / **are** small.



5. Corvax **am** / **is** clever.



2 Describe yourself. Circle **am**, **is**, or **are**.

I am / is / are _____ .


Language practice: 1 Circle the correct word: **am**, **is**, **are**. 2 Circle the correct word: **am**, **is**, **are**. Write a word to describe you.




1 Read.



This is Corvax.
Corvax is clever.
He is scary.



This is Bob.
Bob is brave.
He is happy.





This is Sylvia.
Sylvia is beautiful.
She is young.

2 Answer.

1. Who is happy? _____.
2. Who is scary? _____.
3. Who is young? _____.

Reading practice: 1 Read the descriptions. 2 Answer the questions.

Find the opposites.
Match.



beautiful



big



happy




young



old



sad



ugly



small

CLIL: Look at the pictures. Read the words. Draw a line to match the opposites.

My mother is small

1 Look and write.

brother

father

mother

sister



1. m _ _ _ _ _



2. b _ _ _ _ _



3. f _ _ _ _ _



4. s _ _ _ _ _

2 Unscramble the letters.



thandorremg

1. _ _ _ _ _



thandarrefg

2. _ _ _ _ _



dda

3. _ _ _ _ _



mno

4. _ _ _ _ _

Vocabulary: 1 Look at the picture. Write the word from the box. 2 Look at the picture. Write the letters in order.



1  V4 Watch the video.




2 Look. Write *big* or *small*.



1. It is _____.

2. Muzzy is _____.



3. The cat is _____.



Viewing: 1 Watch the video. 2 Look at the pictures. Write *big* or *small* to complete the sentences.




1 Complete the conversations.

small

big
brave

strong
clever

small




I am s _ _ _ _ _ .

I am b _ _ _ .




I am s _ _ _ _ _ .

I'm
s _ _ _ _ _ .



I am b _ _ _ _ _ .

I am
c _ _ _ _ _ .



2 Say the conversations.

Conversation: 1 Write the words in the box in the correct speech bubbles. 2 Practice the conversation with a friend.



1 Match.



- | | | |
|-----------------------------------|-------|---------------------|
| 1. What does the Queen look like? | _____ | a. He's clever. |
| 2. What is Corvax like? | _____ | b. She's beautiful. |
| 3. What does Muzzy look like? | _____ | c. He's big. |
| 4. What does Sylvia look like? | _____ | d. He's strong. |
| 5. What is the King like? | _____ | e. She's small. |

2 Answer the question.

What do you look like?

I'm _____.

Language practice: 1 Write the letter to match the answer to the question. 2 Write what you look like.



1 Read.



Muzzy's family



This is Muzzy. He is small. He is happy.
This is Muzzy's father. He is big. He is clever too.
This is Muzzy's mother. She is big. She is strong.

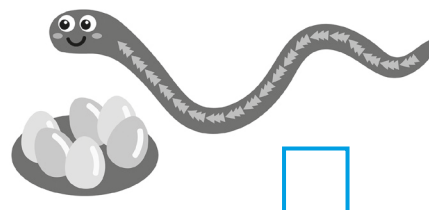





2 Answer.

1. Who is happy? _____.
2. Who is strong? _____.
3. Who is clever? _____.

Reading practice: 1 Read the descriptions of Muzzy's family. 2 Answer the questions.



Look at the animal families. Write M for mammals. Write B for birds. Write R for reptiles.



CLIL: Look at the pictures. Write the letters for animals from the same families.

I have a pencil case

1 Look and write.



Look

glue

pen

pencil case

sharpener



Write



1. p _ _ _



2. g _ _ _



3. s _ _ _ _ _ _ _ _



4. p _ _ _ _ _ c _ _ _

2 Unscramble the letters.




erraes

1. _ _ _ _ _



cilnpe

2. _ _ _ _ _



lerru

3. _ _ _ _ _




sorssics

4. _ _ _ _ _


Vocabulary: 1 Look at the picture. Write the word from the box. 2 Look at the picture. Write the letters in order.




1 V5 Watch the video.



2 What do people say? Write the words.



motorcycle



garden



bag



computer

1. **Sylvia:** I have a _____.
2. **The King:** I have a _____.
3. **Bob:** I have a _____.
4. **Corvax:** I have a _____.

Viewing: 1 Watch the video. 2 Look at the pictures. Write the words to complete what people say.




1 Complete the conversations.

have

pen
scissors


pencil
have

pencil case




I h _ _ _ _
a ruler.

I have
a p _ _ _ .



I have a
p _ _ _ _ _ .

I have a
p _ _ _ _ _
c _ _ _ _ .



I have
s _ _ _ _ _ .

I h _ _ _ _
glue.



2 Say the conversations.

Conversation: 1 Write the words in the box in the correct speech bubbles. 2 Practice the conversations with a friend.




1 Answer the questions for the characters.

1. Muzzy, do you have a motorcycle?



_____.

2. Corvax, do you have a computer?



_____.

3. Bob, do you have a spaceship?



_____.

4. Sylvia, do you have a bag?



_____.

2 Answer the questions for you.

1. Do you have a pencil? _____.

2. Do you have a ruler? _____.

3. Do you have scissors? _____.

Language practice: 1 Write the answers, Yes, I do or No, I don't. 2 Write the answers, Yes, I do or No, I don't.



1 Read.



Muzzy:

I have a lot of things in my bag.
I have a pencil, an eraser, and a sharpener.
I don't have a pen or a ruler in my bag.

2 Answer T (True) or F (False).

1. Muzzy says: I have a pen. _____.
2. Muzzy says: I have a pencil. _____.
3. Muzzy says: I have an eraser. _____.
4. Muzzy says: I have a ruler. _____.

Reading practice: 1 Read what Muzzy says. 2 Write T or F. Are the statements true or false? What does Muzzy say?

Can I have an apple?

1 Look and write.




apple
bread
chicken
grapes
ice cream



1. i _ _ _ c _ _ _ _ _

2. g _ _ _ _ _



3. a _ _ _ _ _

4. b _ _ _ _ _

5. c _ _ _ _ _

2 Unscramble the letters.



mattesoo

1. _ _ _ _ _



gesg

2. _ _ _ _ _



eshece

3. _ _ _ _ _



grerub

4. _ _ _ _ _




5. _ _ _ _ _

annasab

Vocabulary: 1 Look at the picture. Write the word from the box. 2 Look at the picture. Write the letters in order.



1  V6 Watch the video.



2 Order the conversation. Write the numbers 1–5.

- ☐ **Waiter:** Here you are.
- ☐ **Norman:** Thank you.
- ☐ **Norman:** Can I have a hamburger, please?
- ☐ **Waiter:** Here you are.
- ☐ **Norman:** Can I have a salad, please?

Viewing: 1 Watch the video. 2 Read the sentences. Write the numbers to put the conversation in the correct order.



1 Complete the conversation.


apple

Here


Thank

want

please



Can I have an
a _ _ _ _ , please?



T _ _ _ _ you.



Yes, p _ _ _ _ _ .

H _ _ _ _ you are.



Do you w _ _ _ _
a banana?



2 Say the conversation.

Conversation: 1 Write the words in the box in the correct speech bubbles. 2 Practice the conversation with a friend.



1 Match.

1. Can I have some grapes, please? _____
2. Do you want an apple? _____
3. Do you want an ice cream? _____
4. Can I have a burger, please? _____

- a. Yes, please.
- b. Yes, please.
- c. Here you are.
- d. Here you are.

2 Answer the questions for you. Write *Yes, please* or *No, thank you*.

1. Do you want a burger?
_____.
2. Do you want a salad?
_____.
3. Do you want an ice cream?
_____.



1 Read.



Bob: Do you want an apple?

Muzzy: No. Thank you.

Bob: Do you want a banana?

Muzzy: No. Thank you.



Muzzy: Can I have a clock?

Bob: Yes. Here you are.

Muzzy: Thank you. I like clocks.

2 Answer the questions.

1. Does Muzzy want an apple? _____ .


2. Does Muzzy want a banana? _____ .

3. What does Muzzy want? _____ .

Reading practice: 1 Read the conversation between Bob and Muzzy. 2 Answer the questions.



What do you eat?

A large, empty rectangular box with a blue border, intended for drawing a picture of a favorite food.

CLIL: Draw a picture of your favorite food.

There are ten trees

1 Look and write.

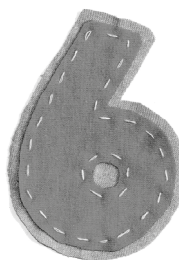


Look




Write

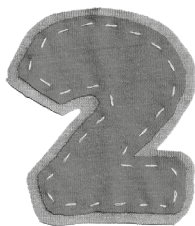
two
four
six
eight
nine



1. s _ _ _



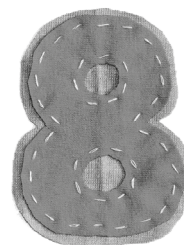
2. f _ _ _



3. t _ _ _




4. n _ _ _



5. e _ _ _ _

2 Unscramble the letters.



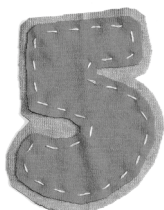
neo

1. _ _ _ _




rehet

2. _ _ _ _




veif

3. _ _ _ _



veens

4. _ _ _ _



5. _ _ _ _

net

Vocabulary: 1 Look at the picture. Write the word from the box. 2 Look at the picture. Write the letters in order.



1  V7 Watch the video.



2 Complete the conversation between Corvax and Bob.

bushes

flowers

Ten

There

trees

Corvax: How many _____ ?

Bob: _____ .

Corvax: How many _____ are there?

Bob: _____ are ten.

Corvax: How many _____ are there?

Bob: I don't know.

Viewing: 1 Watch the video. 2 Write the words from the box to complete the conversation.



1 Complete the conversation.

trees

Ten
How


many
know

There



How many
t _ _ _ _ ?

T _ _ _ .



How m _ _ _
bushes are there?

T _ _ _ _ are ten.



H _ _ _ many
flowers are there?

I don't k _ _ _ _ .



2 Say the conversation.

Conversation: 1 Write the words in the box in the correct speech bubbles. 2 Practice the conversation with a friend.




Look at the pictures. Write the words for each number.



How many are there?




1. There are _____ flowers.



2. There are _____ apples.



3. There are _____ bananas.



4. There are _____ pencils.



5. There are _____ cats.

Language practice: Count the objects. Write the numbers.



1 Read.



The cat is at the computer.
The cat is counting the pictures on the computer.
The cat counts eight trees.
The cat counts four bushes.
The cat counts ten flowers.

2 Write the numbers.

1. How many trees? _____ .




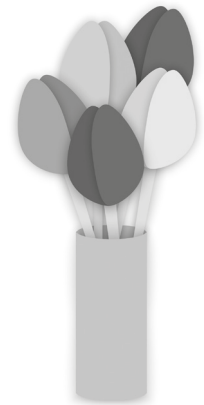

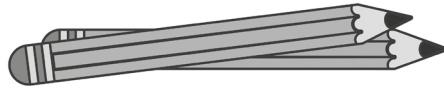
2. How many bushes? _____ .

3. How many flowers? _____ .

Reading practice: 1 Read about the cat. 2 Answer the questions.



How many are there?



CLIL: Look at the picture. Count. Write the number.

I love flowers

1 Look and write.



Look



Write

container
grass
seeds
shovel
water



1. s _ _ _ _



2. c _ _ _ _



3. g _ _ _ _



4. w _ _ _ _



5. s _ _ _ _

2 Unscramble the letters.



1. _ _ _ _ _

ebe



2. _ _ _ _ _

welfros



3. _ _ _ _ _

degran



4. _ _ _ _ _

rete



5. _ _ _ _ _

ilos

Vocabulary: 1 Look at the picture. Write the word from the box. 2 Look at the picture. Write the letters in order.



1  **V8A** Watch the video.



2 Complete.

doesn't love

loves

doesn't love

loves

1. Sylvia _____ Bob.
2. Bob _____ Sylvia.
3. Sylvia _____ Corvax.
4. Corvax _____ Bob.

Viewing: 1 Watch the video. 2 Write the correct words from the box to complete the sentences.



1 Complete the conversations.

like

flowers
like

like
garden

computer




I like _____ clocks.

I like f _____.



I like _____ my
spaceship.

I like my
c _____.



I like _____
my garden.

I like your
g _____ too.



2 Say the conversations.

Conversation: 1 Write the words in the box in the correct speech bubbles. 2 Practice the conversation with a friend.



1 Look at the pictures. Complete the conversations.



1. _____ do you like?



2. I _____ my garden.



3. What _____ you like?



4. I _____ plums
and grapes.



5. What do _____ like?



6. I _____ clocks.



7. What do you _____?



8. I _____ you.

2 Answer the question about you.



What do you like?

Language practice: 1 Write the missing words to complete the conversations. 2 Write what you like.



1 Read.



Muzzy likes lots of things. Muzzy likes his spaceship.
Muzzy likes clocks.
Muzzy doesn't like apples. Muzzy doesn't like bananas.
Muzzy likes parking meters.

2 Complete the chart.


Things Muzzy likes	Things Muzzy doesn't like

Reading practice: 1 Read the text. 2 Write the things Muzzy likes in column 1. Write the things Muzzy doesn't like in column 2.



What do you like?

What don't you like?



Things I like

Things I don't like

CLIL: Draw pictures of things and activities you like. Draw pictures of things and activities you don't like.

9

Where's the turtle?

1 Look and write.



bird
butterfly
cat
dog
under




1. d _ _ _




2. b _ _ _ _ _



3. c _ _ _



4. u _ _ _ _



5. b _ _ _

2 Unscramble the letters.



ofgr

1. _ _ _ _



seuom

2. _ _ _ _



ruttel

3. _ _ _ _



ni

4. _ _ _ _



5. _ _ _ _

no

Vocabulary: 1 Look at the picture. Write the word from the box. 2 Look at the picture. Write the letters in order.



1  **V9A** Watch the video.



2 Circle the correct word.

1. Corvax says **he** / **Bob** loves the Princess.
2. The Queen says **no** / **yes**.
3. Bob and Sylvia are on the **motorcycle** / **helicopter**.
4. The King and Queen are in the **helicopter** / **motorcycle**.
5. Bob and Sylvia are **on** / **under** the helicopter.

Viewing: 1 Watch the video. 2 Circle the words to make true statements about the video.




1 Complete the conversations.

Yes

yes

No

no



The gardener loves
the Princess.

Y _ _ , y _ _ .

N _ , n _ !



The gardener loves
the Princess?

N _ , n _ .

Y _ _ , y _ _ !



2 Say the conversation.

Conversation: 1 Write the words in the box in the correct speech bubbles. 2 Practice the conversations with a friend.




Look at the pictures. Complete the questions and answers.




1. _____ is the cat?
It is _____ the table.

2. Where _____ the dog?
It is _____ the table.



3. _____ is the cat?
It is _____ the box.



4. _____ is the bird?
It is _____ the tree.

Language practice: Look at the pictures. Read the questions and answers. Write the missing words.



1 Read.



"Where's Sylvia?"

"Sylvia is in the garden."



"No, no. The Princess is on the motorcycle."

"Sylvia is on the motorcycle?"



"Yes, yes. The Princess is on the motorcycle."

"The gardener has a motorcycle."



"Yes, yes. The Princess is on the motorcycle with the gardener."

2 Answer the questions.

1. Where is Sylvia?

2. Who has a motorcycle?

3. Where is Bob?

4. Who is Sylvia with?

Reading practice: 1 Read the conversation. 2 Answer the questions.



Where are they?



A mouse in a box

A cat under a chair

A butterfly on a flower

CLIL: Read the descriptions. Draw the pictures.

She's a police officer

1 Look and write.

Look



Write



carpenter
doctor
driver
farmer
pilot




1. f _ _ _ _ _



2. d _ _ _ _ _



3. c _ _ _ _ _



4. d _ _ _ _ _



5. p _ _ _ _ _

2 Unscramble the letters.



allooftb yelrap

1. _ _ _ _ _



ilam rriacer

2. _ _ _ _ _



regiffhtrie

3. _ _ _ _ _



lipoce cerioff

4. _ _ _ _ _



5. _ _ _ _ _

cahteer

Vocabulary: 1 Look at the picture. Write the word from the box. 2 Look at the picture. Write the letters in order.



1  **V10** Watch the video.



2 Who said this? Write the names from the box.

Bob

Police officer

1. _____ : Name?
2. _____ : Age?
3. _____ : Twenty.
4. _____ : Job?
5. _____ : Gardener
6. _____ : Take him away.

Viewing: 1 Watch the video. 2 Write the names of who says the words.



1 Complete the conversation.

name

Muzzy
you

old
pilot

know



What's your
n _____?

I'm M _____.
Big Muzzy.



How o _____
are you?

I don't k _____.



What do y _____ do?

I'm a
p _____.



2 Say the conversation.

Conversation: 1 Write the words in the box in the correct speech bubbles. 2 Practice the conversation with a friend.



1 What do they do? Match.



I am the Queen.

I am the cat.

I am the Princess.

I am the gardener.

I am the King.



2 Look at the picture. Complete the questions and answers.



1. _____ is this?

He _____ Mr. Stevens.

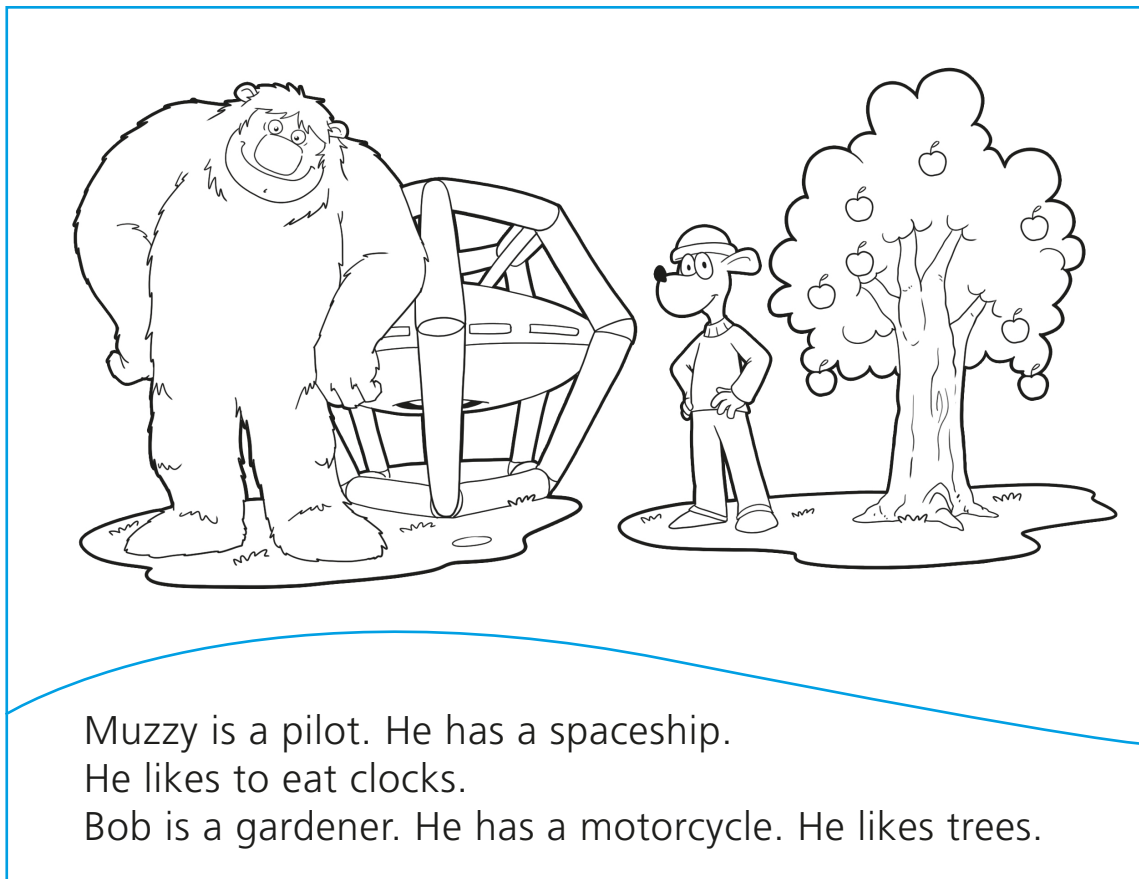
2. What _____ he _____ ?

He is my _____ .

Language practice: 1 Draw a line to match the picture to the statement. 2 Read the questions and answers. Write the missing words.



1 Read.



2 Answer the questions for Muzzy and Bob. Write the words in the correct column

clocks

gardener
pilot

trees
spaceship

motorcycle

	Muzzy	Bob
1. What does he do?		
2. What does he have?		
3. What does he like?		

Reading practice: 11 Read about Muzzy and Bob. 2 Read the questions. Write the words in the correct column.



What do people do
in your family?

A large, empty rectangular box with a blue border, intended for a student to draw a picture of their family's jobs.


CLIL: Draw a picture of your family's jobs.

Name _____ Date _____

Check your vocabulary!

1 Match.

1.



2.



3.



a. mother


b. burger

c. pencil

d. flowers

e. sun

4.



5.



2 Write.

cat

grapes

happy

police officer

read



1. c _ _ _

2. r _ _ _



3. g _ _ _ _



4. p _ _ _ _ _ o _ _ _ _ _



5. h _ _ _ _

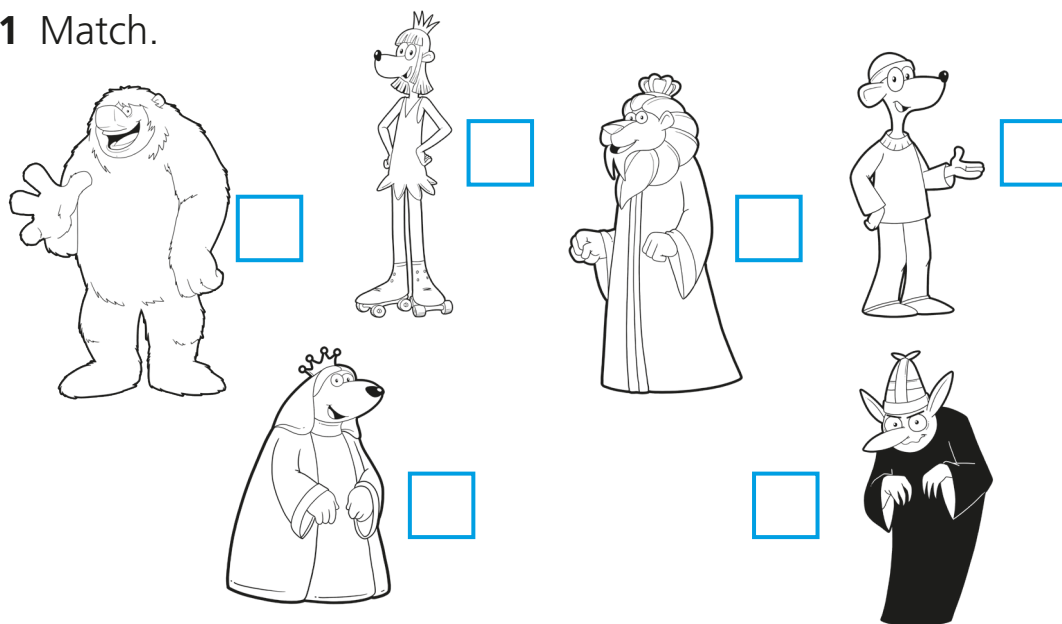
Assessment | Vocabulary: 1 Match the pictures to the words. 2 Look at the pictures. Write the word from the box.

Name _____

Date _____


Do you remember the video story?

1 Match.



1. the Queen
2. Sylvia
3. the King
4. Corvax
5. Muzzy
6. Bob

2 Write the numbers.



Assessment | Viewing: 1 Match the pictures to the names. 2 Look at the pictures. When did it happen? Number the pictures.

Name _____ Date _____

What can you talk about?

1 Match.

- | | | |
|--------------------------|-------|--------------------------|
| 1. What's your name? | _____ | a. I am the King. |
| 2. How old are you? | _____ | b. Yes, I do. Thank you. |
| 3. What do you do? | _____ | c. I am Muzzy. |
| 4. What is she like? | _____ | d. I am 6. |
| 5. Do you want an apple? | _____ | e. She is beautiful. |

2 Complete the conversations.

I'm

in

name

many

There

Where



1. _____ is Sylvia?



2. She is _____ the garden.



3. What's your _____?



4. _____ Muzzy.



5. How _____ trees are there?

6. _____ are ten trees.



Assessment | Conversation: 1 Match the questions to the answers. Write the letters. 2 Write the missing words to complete the conversations.

Name _____ Date _____

Check your language!

1 Match.

- | | |
|-------------------------------|------------------------|
| 1. How do you do? _____ | a. Yes, he is. |
| 2. My name is Sylvia. _____ | b. I have a spaceship. |
| 3. The King is strong. _____ | c. Hello. |
| 4. I like flowers. _____ | d. I like trees. |
| 5. I have a motorcycle. _____ | e. I am Muzzy. |

2 Complete the conversations.

am Big Hello How I'm like you



1. _____ do you do?

2. I _____ the King.

3. _____.



4. _____ Muzzy.
_____ Muzzy.



5. I _____
flowers.

6. I like _____.



Assessment | Language in use: 1 Match the expressions and responses. Write the letters. 2 Write the missing words to complete the conversations.

Name _____ Date _____

Do you understand what you read?

1 Read.

Muzzy: Hello. How do you do? I am Muzzy. I am big. I am big Muzzy. I am a pilot. I like my spaceship. I love clocks. I eat clocks.



2 Answer the questions.

1. What is his name?


2. What is he like?

3. What does he do?

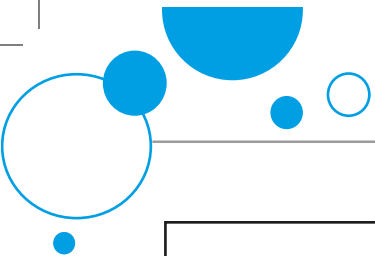
4. What does he like?

5. What does he like to eat?

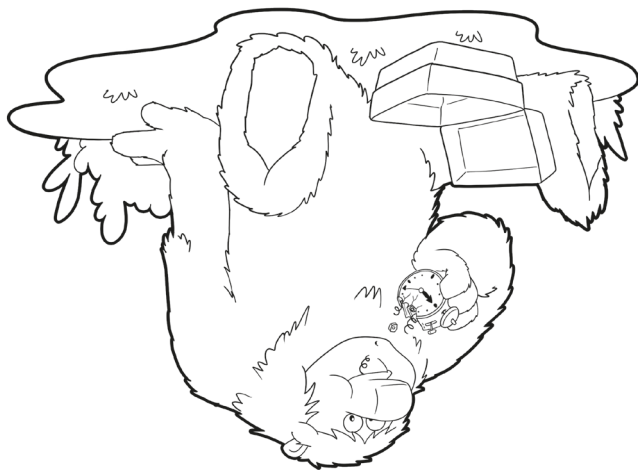
Assessment | Literacy: 1 Read the text. 2 Write the answers.



Mini-reader: 1 Cut out the page. 2 Fold along the lines. 3 Tell the story.




3




9






2



7





Finger puppets



Finger puppets: 1 Color the characters. 2 Cut out the puppets. 3 Glue the ends.

MUZZY

Finger puppets



Finger puppets: 1 Color the characters. 2 Cut out the puppets. 3 Glue the ends.




Vocabulary / Word Bank







Family



My family



Words to describe people, animals, and things.



Write about your family.

1. My mother is _____ . 3. _____ .

2. My father is _____ . 4. _____ .

Vocabulary | family descriptions: 1 Look at the pictures. 2 Read the words. 3 Draw a picture of your family. 4 Write about your family.

Vocabulary / Word Bank

At school

Classroom language

color



draw




listen



raise your hand



read



stand up



sit down



write



Things

eraser



glue



pen




pencil



pencil case



ruler



scissors



sharpener



What do you do at school?

What things do you have at school?

Vocabulary | at school: 1 Look at the pictures. 2 Read the words. 3 Draw what you do at school. 4 Draw your school supplies.

Vocabulary / Word Bank

Food

apple



bananas



bread



burger



cheese



chicken



eggs



grapes



ice cream



tomatoes



What do you **like** to eat?

What **don't** you **like** to eat?

Vocabulary | food: 1 Look at the pictures. 2 Read the words. 3 Write or draw what you like to eat. 4 Write or draw what you don't like to eat.

Vocabulary / Word Bank

Things in the garden

container



flowers



grass



seeds



shovel



soil



tree



water



Animals in the garden

bee



bird



butterfly



cat



dog



frog



turtle



mouse



in




on



under

My garden



Vocabulary | the garden: 1 Look at the pictures. 2 Read the words. 3 Draw your garden. 4 Say where things are in your garden.

Vocabulary / Word Bank

Jobs

carpenter



A **carpenter** works with wood.

firefighter




A **firefighter** puts out fires.

football player



A **football player** plays football.

mail carrier



A **mail carrier** delivers letters and packages.

pilot



A **pilot** flies planes and helicopters (and spaceships).

police officer



A **police officer** makes people follow rules.

teacher



A **teacher** works with students.

Vocabulary | jobs: 1 Look at the pictures. 2 Read the sentences. 3 Say what people do.

Color the picture!

